


Welcome to St. Boniface Hospital

The hospital campus is composed of several buildings. The main building can be accessed through one of four public entrances:

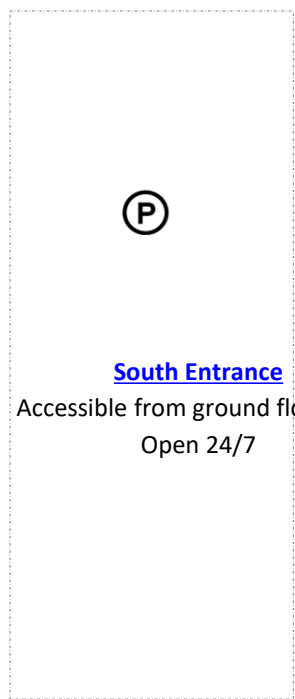
- **Main Entrance**



Welcome to St. Boniface Hospital

The main hospital can be accessed through one of four public entrances:

- Main Entrance
- **South Entrance**



Taché Avenue

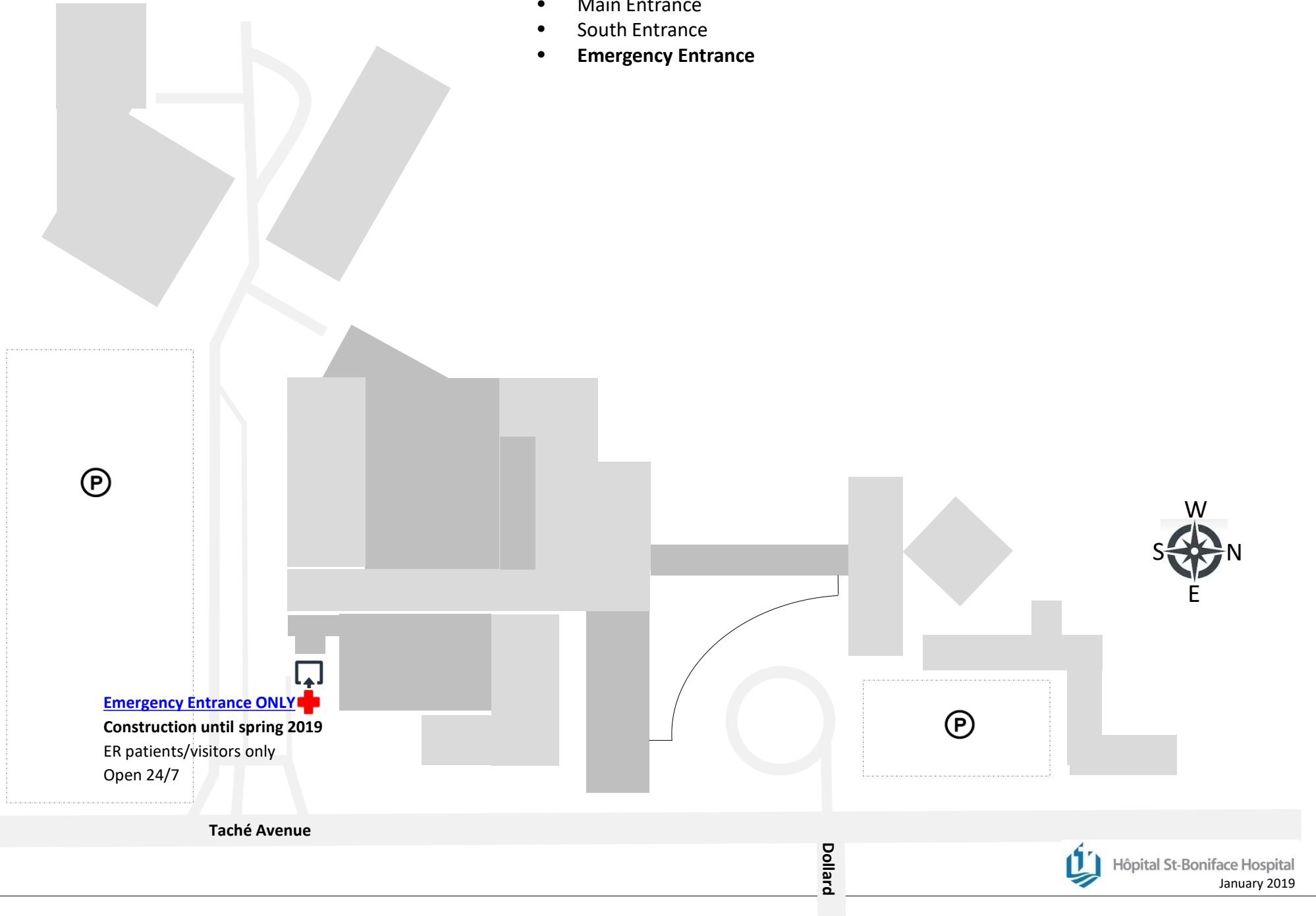
Dollard




Welcome to St. Boniface Hospital

The main hospital can be accessed through one of four public entrances:

- Main Entrance
- South Entrance
- **Emergency Entrance**



(P)

Emergency Entrance ONLY 
Construction until spring 2019
ER patients/visitors only
Open 24/7



Taché Avenue


Dollard



Welcome to St. Boniface Hospital

The main hospital can be accessed through one of four public entrances:

- Main Entrance
- South Entrance
- Emergency Entrance
- **D Block Entrance**



Taché Avenue

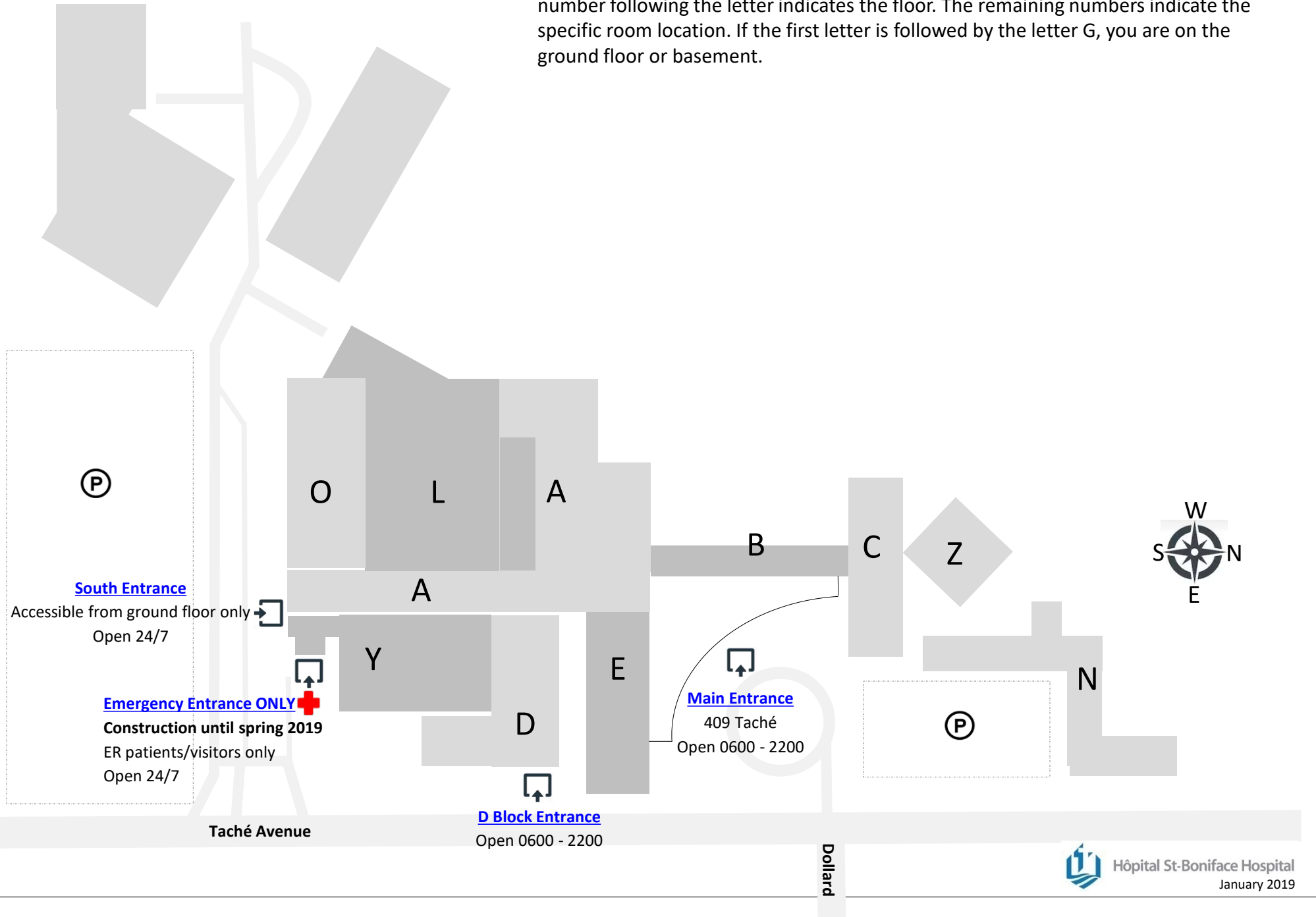
D Block Entrance
Open 0600 - 2200

Dollard



Welcome to St. Boniface Hospital

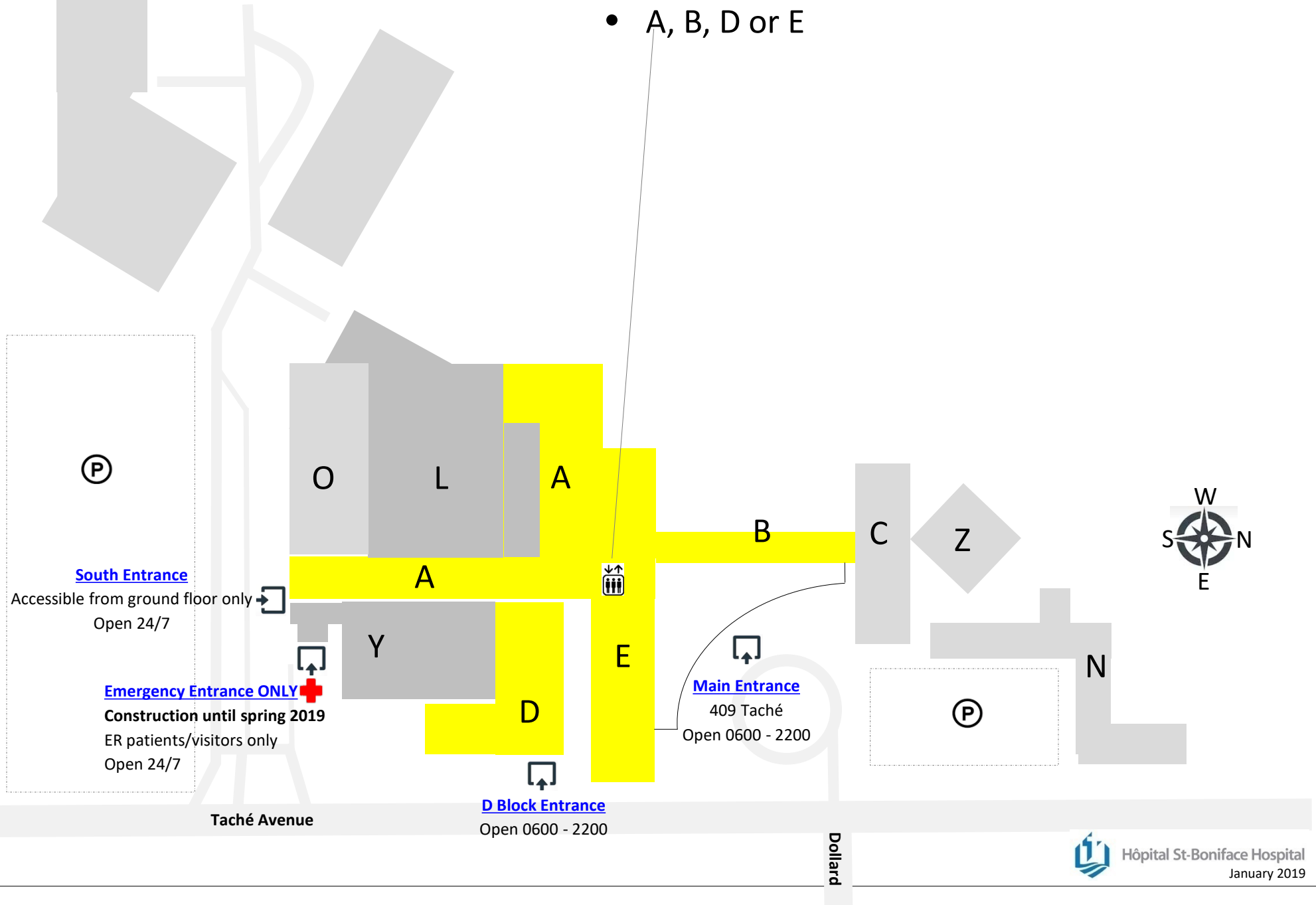
The main hospital building is divided into blocks that start with a letter. The first number following the letter indicates the floor. The remaining numbers indicate the specific room location. If the first letter is followed by the letter G, you are on the ground floor or basement.



Welcome to St. Boniface Hospital

Take one of four public elevators in the main hospital to reach your destination. This elevator (main) allows you to access blocks:

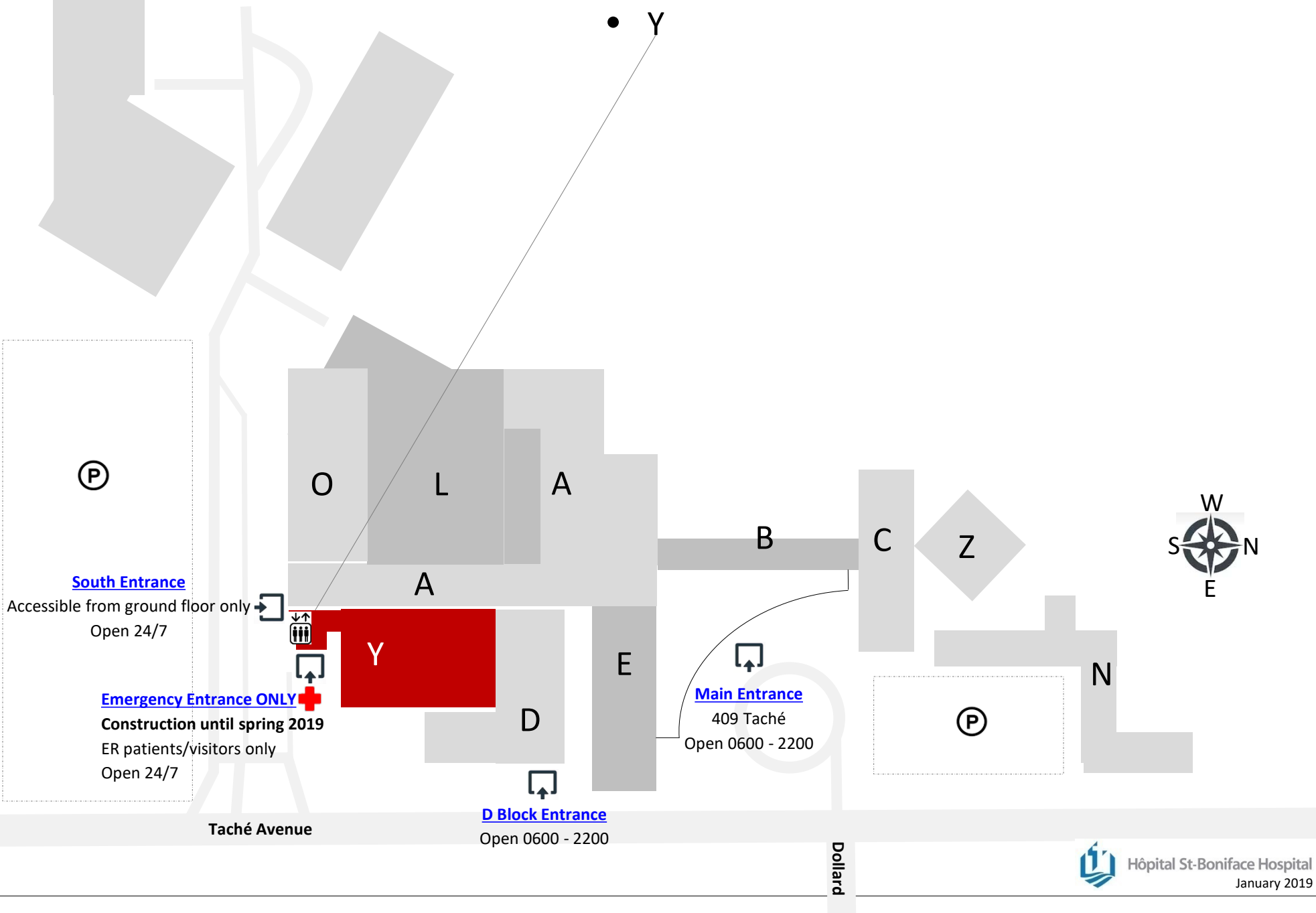
- A, B, D or E



Welcome to St. Boniface Hospital

Take one of four public elevators in the main hospital to reach your destination. This elevator allows you to access block:

• Y



(P)

South Entrance

Accessible from ground floor only
Open 24/7

Emergency Entrance ONLY
Construction until spring 2019
ER patients/visitors only
Open 24/7

Main Entrance

409 Taché
Open 0600 - 2200

D Block Entrance

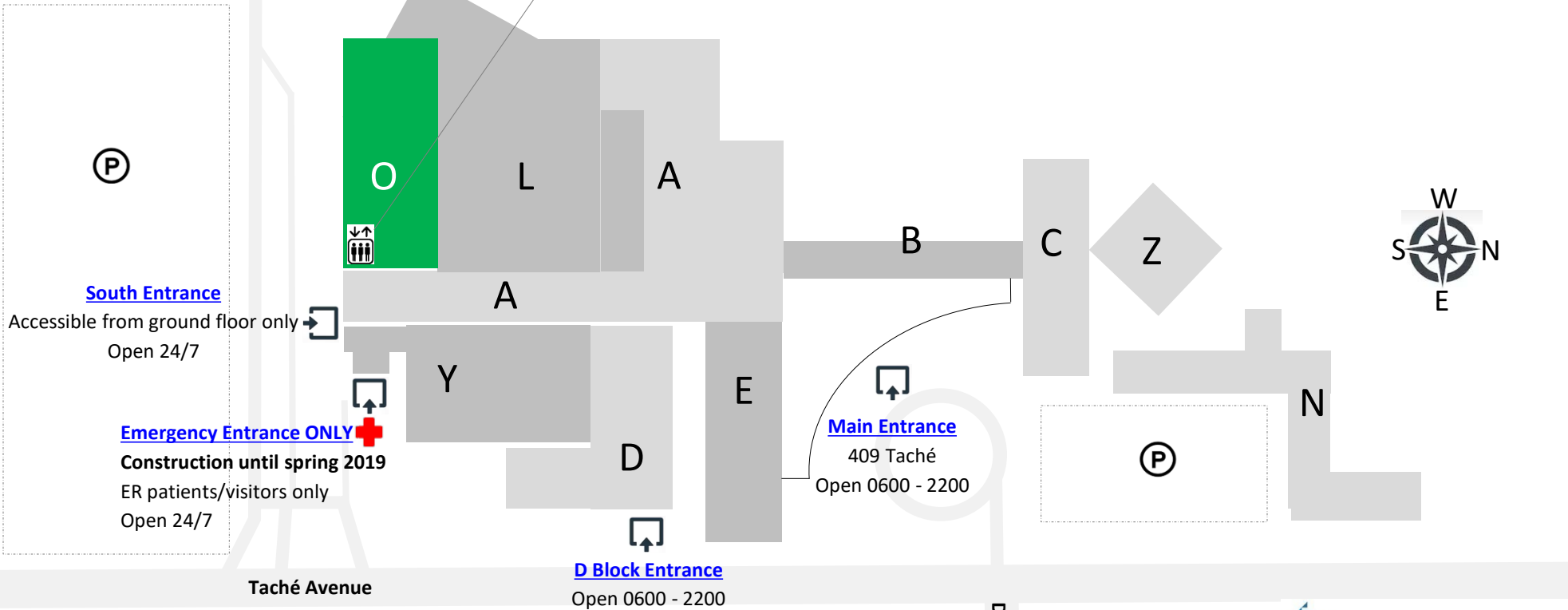
Open 0600 - 2200



Welcome to St. Boniface Hospital

Take one of four public elevators in the main hospital to reach your destination. This elevator allows you to access block:

• O



(P)

South Entrance

Accessible from ground floor only
Open 24/7

Emergency Entrance ONLY
Construction until spring 2019
ER patients/visitors only
Open 24/7

Main Entrance
409 Taché
Open 0600 - 2200

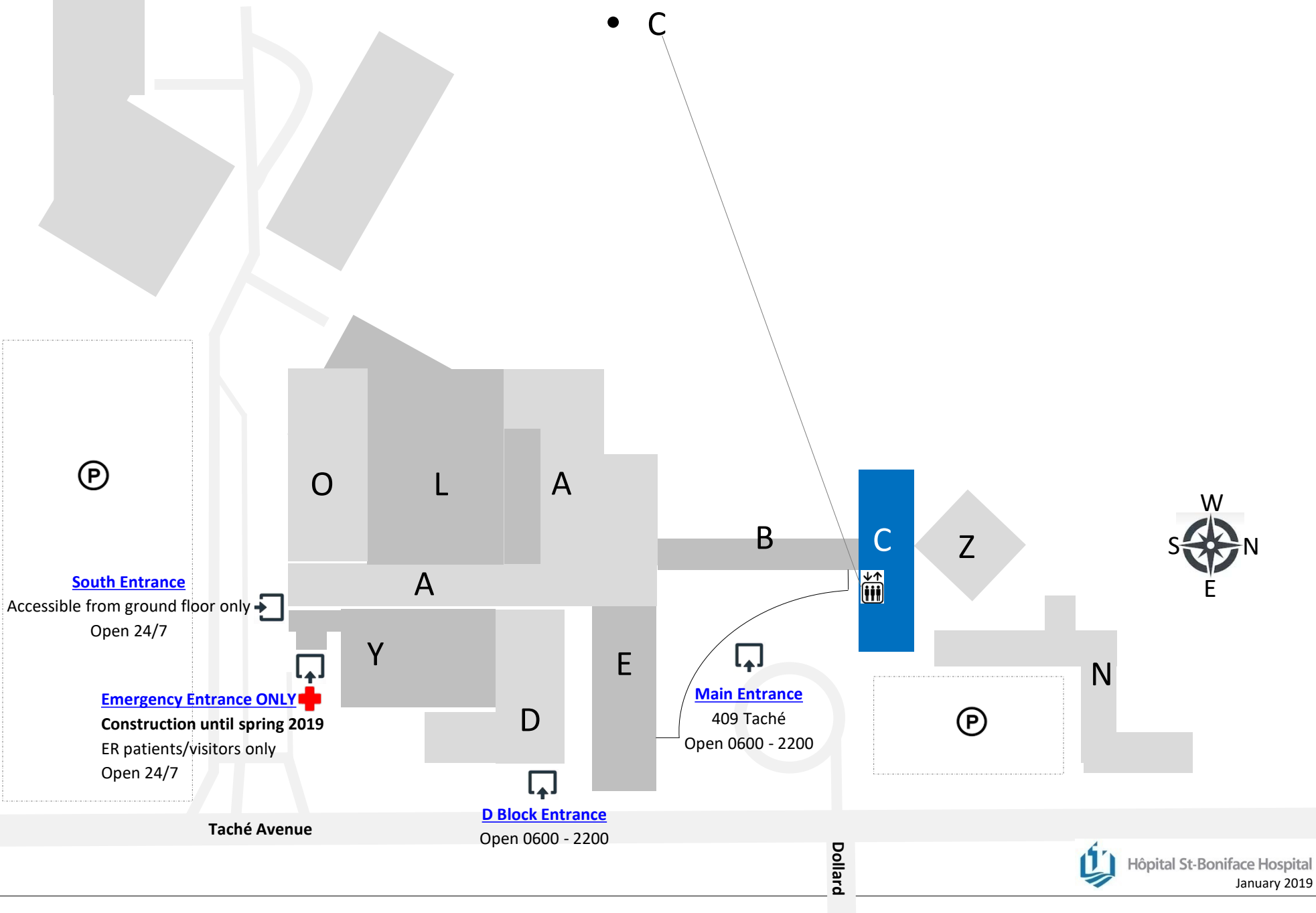
D Block Entrance
Open 0600 - 2200



Welcome to St. Boniface Hospital

Take one of four public elevators in the main hospital to reach your destination. This elevator allows you to access block:

- C



(P)

South Entrance

Accessible from ground floor only
Open 24/7

Emergency Entrance ONLY
Construction until spring 2019
ER patients/visitors only
Open 24/7

Main Entrance
409 Taché
Open 0600 - 2200

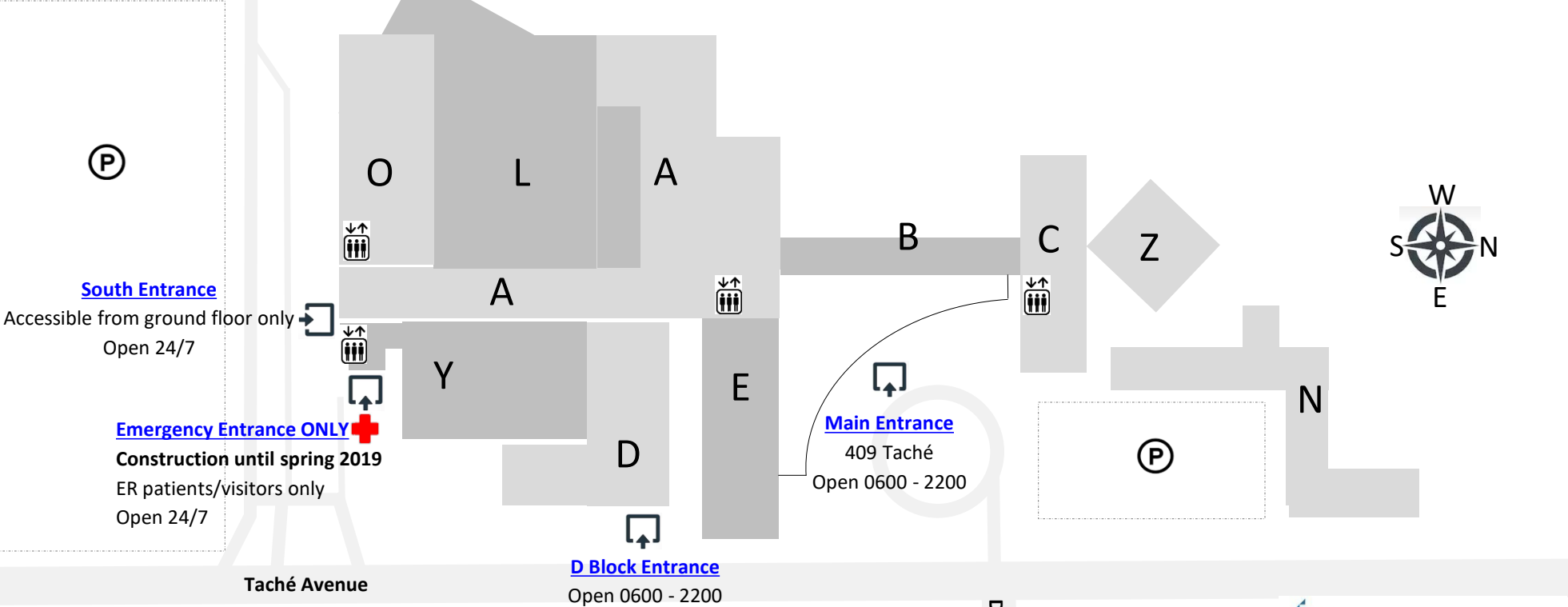
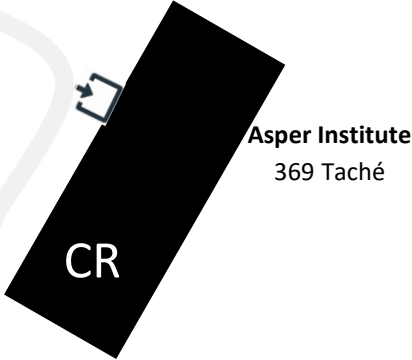
D Block Entrance
Open 0600 - 2200



Welcome to St. Boniface Hospital

Other buildings on our campus include:

- **Asper Institute (369 Taché)**



M

McEwen Building
363 Taché

Welcome to St. Boniface Hospital

Other buildings on our campus include:

- Asper Institute (369 Taché)
- **McEwen Building (363 Taché)**

Asper Institute
369 Taché

CR

(P)

O

L

A

B

C

Z



[South Entrance](#)

Accessible from ground floor only
Open 24/7



A



Y

D

E

[Main Entrance](#)

409 Taché
Open 0600 - 2200



(P)

[Emergency Entrance ONLY](#) 

Construction until spring 2019
ER patients/visitors only
Open 24/7

[D Block Entrance](#)
Open 0600 - 2200

Taché Avenue


Dollard



Welcome to St. Boniface Hospital

Other buildings on our campus include:


- Asper Institute (369 Taché)
- McEwen Building (363 Taché)
- **Andrei Sakharov MRI Centre (355 Taché)**



Welcome to St. Boniface Hospital

Other buildings on our campus include:

- Asper Institute (369 Taché)
- McEwen Building (363 Taché)
- Andrei Sakharov MRI Centre (355 Taché)
- **Albrechtsen Research Centre (351 Taché)**



(P)

South Entrance

Accessible from ground floor only
Open 24/7

Emergency Entrance ONLY

Construction until spring 2019
ER patients/visitors only
Open 24/7

Main Entrance

409 Taché
Open 0600 - 2200

D Block Entrance

Open 0600 - 2200



Welcome to St. Boniface Hospital

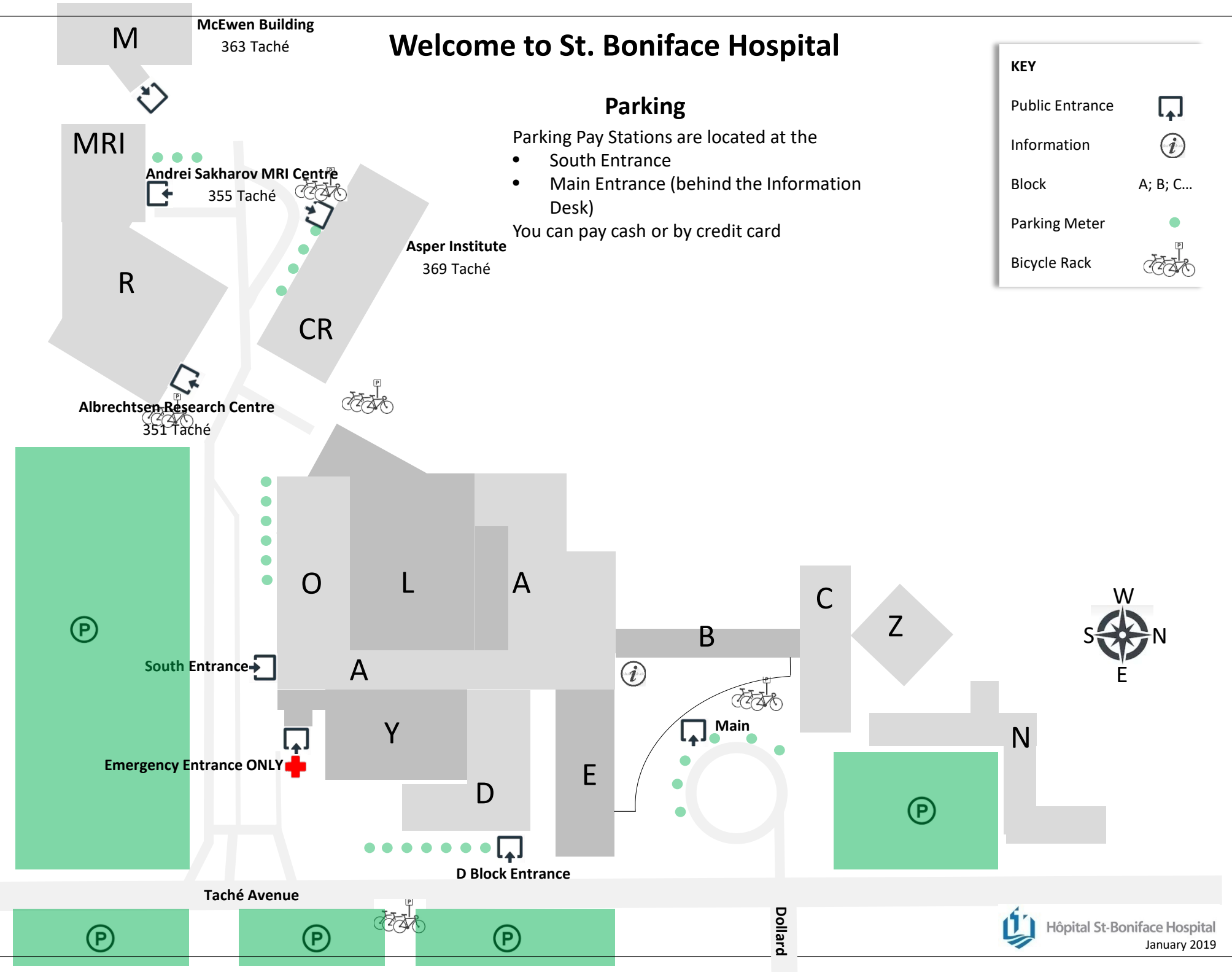
KEY	
Public Entrance	
Information	
Block	A; B; C...
Parking Meter	
Bicycle Rack	

Parking

Parking Pay Stations are located at the

- South Entrance
- Main Entrance (behind the Information Desk)

You can pay cash or by credit card



McEwen Building
363 Taché

Andrei Sakharov MRI Centre
355 Taché

Asper Institute
369 Taché

Albrechtsen Research Centre
351 Taché

South Entrance

Emergency Entrance ONLY

D Block Entrance

Main

Taché Avenue

Dollard

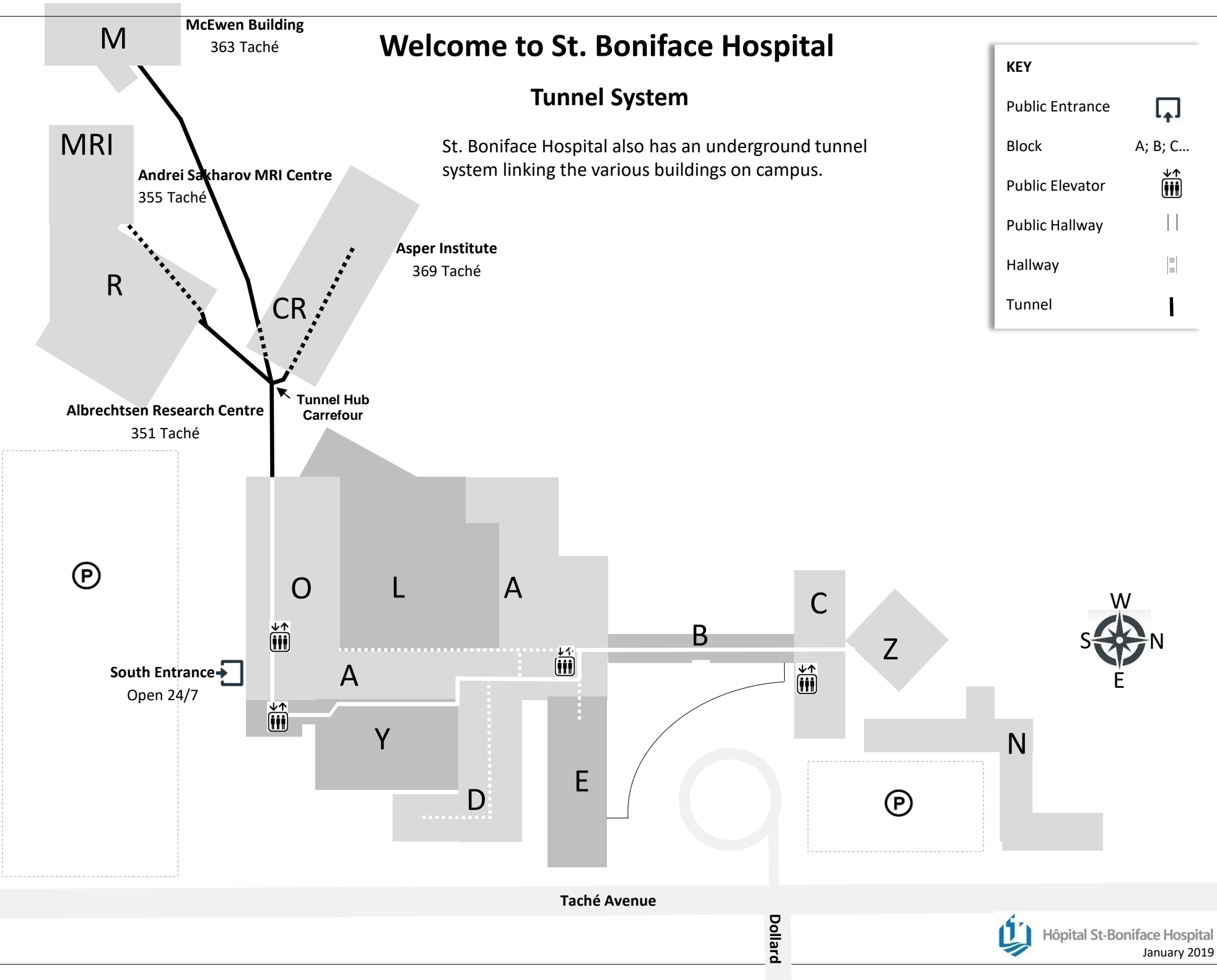


Welcome to St. Boniface Hospital

Tunnel System

St. Boniface Hospital also has an underground tunnel system linking the various buildings on campus.

KEY	
Public Entrance	
Block	A; B; C...
Public Elevator	
Public Hallway	
Hallway	
Tunnel	




Welcome to St. Boniface Hospital

The Hospital is divided into blocks starting with a letter. The first number after the letter indicates the floor; the remaining numbers, the room location. If the first letter is followed by the letter G, you are on the ground floor or basement.

Take one of four public elevators in the main hospital to reach your destination on upper floors:

- A, B, D, E blocks, take elevator in **YELLOW** zone
- C block, take elevator in **BLUE** zone
- O block, take elevator in **GREEN** zone
- Y block take elevator in **RED** zone

KEY	
Public Entrance	
Information	
Block	A; B; C...
Public Elevator	
Public Hallway	
Hallway	



Welcome to St. Boniface Hospital

Main floor of main hospital building

KEY	
Public Entrance	
Information	
Block	A; B; C...
Public Elevator	
Staff Elevator	
Public Hallway	
Hallway	
Food Court	
Public Washrooms	

